



Ziza® Interior Lighting Package Installation Procedures



Part Number [ES2215307](#)
for Audi R8

This tutorial is provided as a courtesy by ECS Tuning.

Proper service and repair procedures are vital to the safe, reliable operation of all motor vehicles as well as the personal safety of those performing the repairs. Standard safety procedures and precautions (including use of safety goggles and proper tools and equipment) should be followed at all times to eliminate the possibility of personal injury or improper service which could damage the vehicle or compromise its safety.

Although this material has been prepared with the intent to provide reliable information, no warranty (express or implied) is made as to its accuracy or completeness. Neither is any liability assumed for loss or damage resulting from reliance on this material. SPECIFICALLY, NO WARRANTY OF MERCHANTABILITY, FITNESS FOR A PARTICULAR PURPOSE OR ANY OTHER WARRANTY IS MADE OR TO BE IMPLIED WITH RESPECT TO THIS MATERIAL. In no event will ECS Tuning, Incorporated or its affiliates be liable for any damages, direct or indirect, consequential or compensatory, arising out of the use of this material.

Ziza Interior Lighting Package Installation

ES2215307



Fits Audi R8

LED Installation Instructions

Interior Lighting Kit for Audi R8
ES2215307



Tools

Trim removal tool – ES517779 (Kit)

Kit Contents

wedge base white LED (qty 3)

This tutorial explains how to install the LEDs in your Ziza Interior Lighting Kit.



Make the job easier and prevent damage to headliners and other interior trim with **ECS Tuning Trim and Molding Removal Tool Sets: [ES2500877](#) and [ES517779](#).**

Ziza Interior Lighting Package Installation

ES2215307



Fits Audi R8


What are LEDs?

LEDs are Light Emitting Diodes, solid state devices that emit light when connected to electrical current. They have no moving parts or wire filaments to burn out. They emit a whiter light, run cooler, and last longer than the incandescent (filament-style) bulbs we are replacing in this tutorial.

Unlike filament bulbs, LEDs are polarity sensitive. They have plus and minus (positive and negative) electrical terminals that must match the polarity of the applied voltage. Installing the bulbs “backwards” in the light bulb sockets (with reversed polarity) will not harm them, but they will not light. Flipping the bulb 180 degrees in the electrical connector cures this problem.

Bulb Type

This kit contains 3 wedge type LEDs.



Wedge style bulbs get their name from the shape of the bulb base. The tapered end of the bulb “wedges” into the bulb socket.

LED wedge lights fit the bulb socket like a filament bulb, but are polarity sensitive.

Ziza Interior Lighting Package Installation

ES2215307



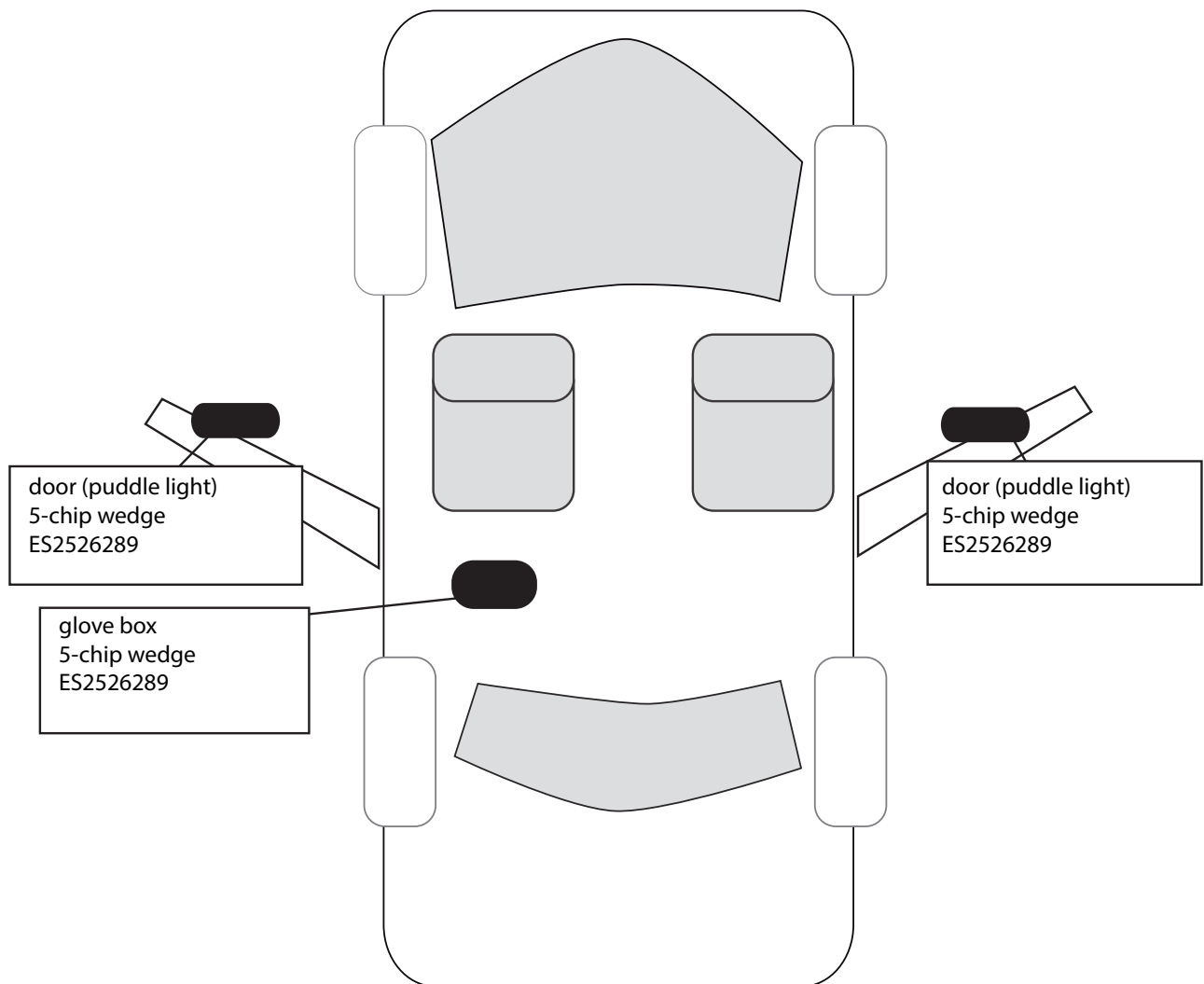
Fits Audi R8

Ziza Interior Lighting Kit Locations


Make _____ Audi _____

Model _____ R8 _____

Kit Part Number _____ ES2215307 _____




Dome and Puddle Light Locations



glove box light

Glove Box - 1 light



remove
old
bulb

Puddle Lights - 2 lights
One in each door bottom


LED

Dome and Puddle Light Installation

To remove the lights:

- Pry down on the front side of the **puddle light** assemblies.
- Pry down on the left side of the **glove box light** assembly.

Use a mar-free plastic prying tool like the one shown in our photo.



Use the same plastic tool or similar non-metallic tool to push the old bulb out of the metal socket.

Insert the new LED.

Service Notes

- You do not need to unplug the lights to swap bulbs. If you leave them connected, do not pry in or around the bulb, socket, or wiring with a metal tool or you may blow a fuse.
- If the LEDs do not work when plugged in, remove them and flip them over. They are polarity sensitive. Reversing polarity won't hurt them; they just won't work.
- If the doors are open too long, the vehicle may cut power to the puddle lights to save the car battery. Close both doors to reset the timer, and test them again.

Ziza Interior Lighting Package Installation
ES2215307



Fits Audi R8

This concludes the installation of the Ziza Interior Light Kit.



Make the job easier and prevent damage to headliners
and other interior trim with **ECS Tuning Trim and Molding
Removal Tool Sets: [ES2500877](#) and [ES517779](#).**