

STEP 1:

There are four bolts holding the ICM to the engine.




Remove them and take the ICM and coilpack off.

STEP 2:

pry this off




STEP 3:




STEP 4:

the female
terminal can go like
this...



STEP 5:

...or this.



STEP 6:




STEP 7:

Cylinders:

2/5

3/4

1/6




This is important.

STEP 8:



STEP 9:



STEP 10:



crimp according to the
terminal instructions.

STEP 11:

