




# Installation instruction for Leyo Motorsport VW Tiguan MK2 Intake System



# Factory air box removal

Step 1:

Unplug MAF sensor




Step 2:

Remove factory ribbed intake pipe



Step 3:

Unplug vacuum hose and unclip coolant hose



Step 4:

Unscrew both sides of the air inlet and remove the air inlet



Step 5:

Remove air box by pulling upwards



Step 6:


Unscrew the MAF sensor housing from factory air box and remove it



# Installing Leyo MK6 GTI intake


## Step 1:

Attach silicone coupler to Leyo aluminum pipe and clamp it onto the factory turbo inlet



## Step 2:

Attach silicon coupler to the removed factory MAF housing



## Step 3:

Fit the provided O-ring onto Leyo pipe




Step 4:

Connect MAF housing to the Leyo pipe by fastening the two screws



Step 5:

Place the bottom half of air box into engine bay as shown by lining up the rubber grommets



Step 6:


Connect the intake pipe assembly by fastening the silicone coupler to the pipe as shown

Connect the vacuum pipe to Leyo intake pipe




Step 7:

Secure the MAF housing to mount with bolt provided



Step 8:

Install Leyo filter onto pipe assembly as shown



Step 9:

Re-attach the air inlet, fasten screw on both sides



Step 10:

Using the provided screws, secure the air box lid



Step 11:

Re-connect MAF sensor as shown



Installation complete!

**LEYO**  
MOTORSPORT

